

Ventrio^{*} Hernia Patch

with AbsorbaFlex^{*} Memory Technology

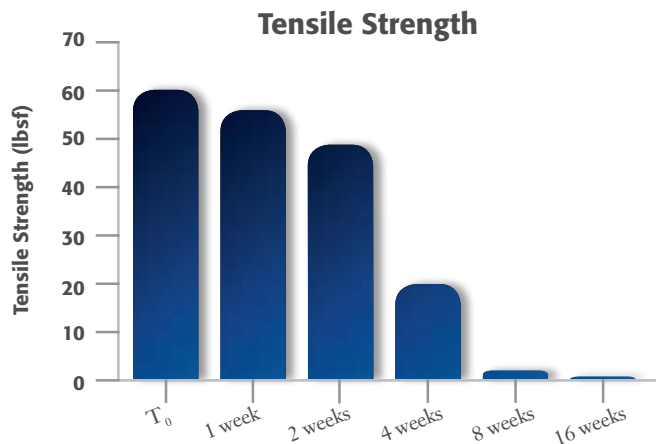
MATERIAL DATA



The Ventrio^{*} Hernia Patch contains AbsorbaFlex^{*} Memory Technology, which provides memory and stability to the patch, facilitating ease of initial insertion, proper placement and fixation of the device.

AbsorbaFlex^{*} Memory Technology is comprised of an extruded polydioxanone (PDO) monofilament. Similar to the material used in some absorbable sutures such as PDS[™] II Suture, PDO monofilament is unique in its flexibility and tensile strength. This combination facilitates ease of patch insertion and proper placement. Absorption of the PDO monofilament occurs in vivo by means of hydrolysis and is essentially complete in 6-8 months, leaving less implant material behind.[†]

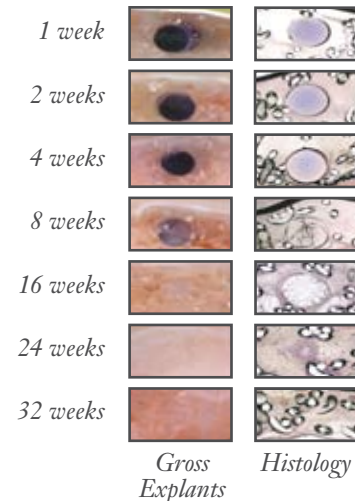
PDO Monofilament Characteristics



AbsorbaFlex^{*} Memory Technology's PDO monofilament is unique in its flexibility and tensile strength, facilitating ease of patch insertion and proper placement.

Data generated from an animal study using the Ventrio^{} Hernia Patch. Data on file.*

Absorption Over Time



These images are from an animal study using the Ventrio^{} Hernia Patch. Data on file.*

The Ventrio^{*} Hernia Patch
Triple Advantage: Easy. Efficient. Proven.

BAIRD
DAVOL INC.

TECHNOLOGY
TECHNIQUE
TRAINING
TRUST

Polypropylene Characteristics

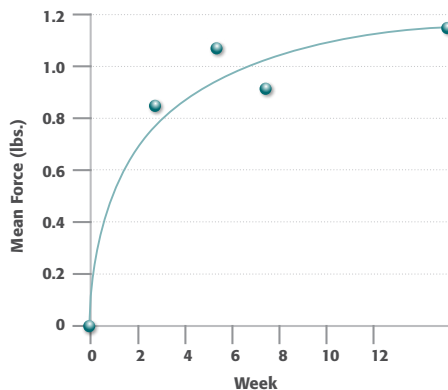
Strength in Repair via Monofilament Polypropylene Mesh

With over 40 years of proven results in hernia repair, monofilament polypropylene delivers fast fibrotic response, resulting in strong tissue incorporation into the abdominal wall, which provides a strong repair long-term, minimizing recurrences.



25x Magnification

Strength of Tissue Ingrowth



Logarithmic regression curve of mean force of lap-shear strength as a function of time. 74% of the 12 week strength is achieved by 2 weeks post-operatively.

Majercik, S. et al. "Strength in tissue attachment to mesh after ventral hernia repair with synthetic composite mesh in a porcine model." Surg Endosc (2006) 20: 1671-1674.

The AbsorbaFlex* Memory Technology allows the patch to spring open and lie flat during placement and fixation.

Initial implant



4 weeks



4 weeks via close-up



These images are from an animal study using the Ventrio Hernia Patch. Data on file.*

Expanded Polytetrafluoroethylene (ePTFE)

Allows for an intra-abdominal placement by providing a permanent barrier on the visceral side, which minimizes tissue attachment to the prosthetic and provides long-term protection against complications such as bowel obstruction and fistulas, which may occur many years post-operatively.

Proven Materials

The Ventrio* Hernia Patch's unique design combines three materials used in general surgery for many years with demonstrated clinical outcomes, to deliver proven benefits to both you and your patients.

DAVOL

DAVOL INC.

*Bard, Davol, Ventrio and AbsorbaFlex are trademarks and/or registered trademarks of C. R. Bard, Inc. or an affiliate. PDS is a trademark of Ethicon, Inc.

Please consult product labels and inserts for any indications, contraindications, hazards, warnings, precautions, and instructions for use.

[†]Data generated from an animal study using Ventrio* Hernia Patch. Data on file.

© Copyright 2008, C. R. Bard, Inc. All Rights Reserved.

MMVTRMS1

Davol Inc. • Subsidiary of C. R. Bard, Inc.
100 Crossings Boulevard • Warwick, RI 02886
1.800.556.6275 • www.davol.com
Medical Services & Support 1.800.562.0027